MICROTRAC
a VERDER company

HIGH-THROUGHPUT STABILITY ANALYZER

TURBISCAN AGS

www.microtrac.com/hu/termekek/static-multiple-light-scattering/turbiscan-ags/

TURBISCAN AGS

HIGH-THROUGHPUT STABILITY ANALYZER

Stability is one of the key parameters for the development and quality control of dispersed systems, such as emulsions, suspensions, or foams.

Assessing the stability of such systems requires reliable and sensitive methods that can detect and quantify the physical phenomena involved, such as creaming, sedimentation, flocculation, or coalescence. The TURBISCAN AGS is a high-throughput stability analyzer to shorten formulations' time-to-market and for quality control.

The TURBISCAN AGS combines:

- TURBISCAN & SMLS technology for fast, quantitative, and reliable stability and shelf-life measurement
- Automated sample handling system working 24/7

TURBISCAN AGS is the ideal companion when dealing with large batches of samples, it operates 24/7 and without any human intervention, saving time on stability measurement and giving you the time to focus on what matters.

* Image shows new product design – available starting April 2024

TURBISCAN AGS

THE WORLD LEADER IN STABILITY ANALYSIS

- Accelerated destabilization detection – up to 1,000 x faster than visual observation thanks to SMLS
- Fully automated robot station, working 24/7 without any user intervention
- Quantitative measurements of dispersion stability and shelf-life, migration velocity, particle size diameter, and other parameters
- Analyze up to 54 samples
- Real stability: sample stability analysis without the need for dilution or mechanical stress, in concentrations up to 95%
- 3 thermo-controlled storage racks (from RT to 60°C) to simulate storage conditions and accelerate even more stability evaluations
- One-click stability ranking with the TURBISCAN Stability Index

TURBISCAN AGS

INSTRUMENT VIEWS

TURBISCAN AGS

TARTOZÉKOK ÉS KIEGÉSZÍTŐK

The TURBISCAN AGS comes with all you need to perform dispersibility and stability studies:

STANDARD VIALS (20 ML)

Cylindric glass vials have a recommended volume of approximately 20 ml. They are disposable to avoid chemical or bacterial contamination and decrease labor costs for washing and drying. The vials are closed thanks to a cap and a disposable PTFE seal to prevent evaporation in case of elevated temperature. These vials are meant to reproduce your visual stability test.



ROBOT HANDLING AND GRIPPER

Robotic movement and sample grabbing have been fine-tuned for smooth and robust sample handling from the temperature chambers to the measurement units. The cycling time for a sample is less than a minute.



STORAGE RACKS

Between measurements, the samples are stored in temperature-controlled racks. The TURBISCAN AGS comes with 3 separate and independent sample racks and each be set from RT+5°C up to 60°C (optional: 90°C)

KALIBRÁCIÓS SZABVÁNYOK

Minden TURBISCAN-hoz egy szabványok készlete tartozik az eszköz kalibrációjának ellenőrzéséhez. A TURBISCAN szoftver, DIMENSIONS TS, lépésről lépésre guídál, és miután a eljárás befejeződött, a szoftver egy „OK” jelzést ad. A teszt és az eredmények mentésre kerülnek, és az eszköz ellenőrzési eljárást nyomon követhetően rögzíthető.

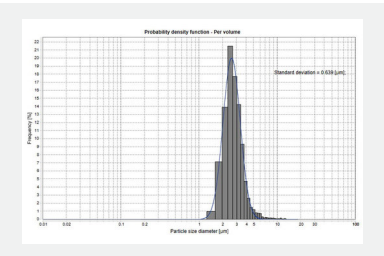

PARTICLE SIZE DISTRIBUTION

The TURBISIZE software can measure the distribution of particle size (ISO13317) and the distribution of migration speed for any data obtained with a TURBISCAN, without any need to dilute, prepare, or modify the sample.

SECURE YOUR DATA COLLECTION

TURBISOFT AGS SOFTWARE FOR TURBISCAN AGS

When dealing with high-throughput analysis, software is essential to generate and treat all the data generated. The TURBISCAN AGS comes with 2 software packs: TURBISOFT AGS to secure your data collection as well as the sample handling, and TURBISOFT to interpret the data, compare the sample stability and generate reports. This offers the flexibility and freedom to acquire data and interpret the analysis on different computers and in different locations, all at the same time. TURBISOFT AGS has been designed for data acquisition, is user-friendly and only requires information to automatically start and run the analysis. TURBISOFT interprets and exports the results and has an intuitive and user-friendly interface to get the desired result with just a few clicks.

- Intuitive and straightforward navigation
- Advanced calculation for deep data analysis: migration rate, mean particle size evolution, phase separation, and more
- Need to use multiple computers? This multi-user software has you covered
- Video recording of sample destabilization for up to 6 samples
- Fast and robust stability comparison thanks to the TSI algorithm
- Stay up to date: free license – free software updates
- Data export as easy as copy-paste
- Fully guided calibration check-up procedure

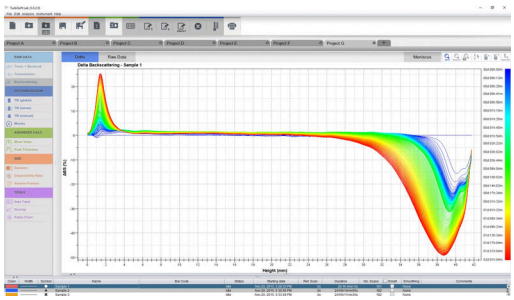

TURBISCAN AGS

TIPIKUS ALKALMAZÁSOK

Whenever you are working with suspensions, emulsions, colloids, or foam, the TURBISCAN is your ideal characterization companion. The TURBISCAN series is used in various industries such as pharmaceuticals, cosmetics, food and beverage, paints and coatings, oil and gas, batteries, agrochemicals, chemistry, and much more.

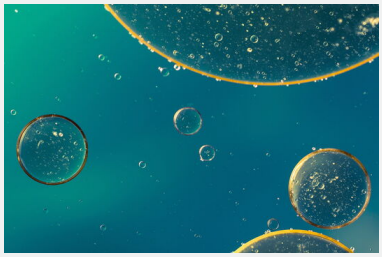

EMULZIÓK

- Cosmetic creams and lotions
- Dairy products and beverages, flavor emulsions
- Pharmaceutical parenteral and topical forms
- Metalworking fluids
- Agrochemical: fertilizers, pesticides, ...
- Petroleum emulsion



SZUSZPENZIÓK

- Paints, inks, and coatings
- Drug & vaccine suspension
- Make-up and sunscreen
- Chemical & polymer industry
- Ceramics and catalysts
- Battery slurries
- Electronic slurries



KOLLOIDOK & NANORÉSZECSKÉK

- Drug delivery system: LNP, Liposomes, ...
- Research on nanoparticles and nanoparticle suspension
- Polymer and biopolymer dispersion

... és még sok minden más!

Látogassa meg Alkalmazási adatbankunkat a szemcseanalízis legjobb megoldása érdekében!
ALKALMAZÁSI ADATBANK →

TURBISCAN AGS

LEGFONTOSABB ALKALMAZÁSI MEGJEGYZÉSEK

Fedezze fel gyakorlati példákat arra, hogyan használják fel a SMLS széles körű alkalmazásokban és iparágakban.

IDŐ MEGTAKARÍTÁSA A TÁROLÁSI IDŐ ELŐREJELZÉSÉVEL

HOW TO PREDICT SHELF-LIFE →

DETECT STABILITY 1,000X FASTER →

MIGRÁCIÓS JELENSÉGEK DETEKTÁLÁSA ÉS MENNYISÉGI MEGHATÁROZÁSA

SEDIMENTATION STUDIES →

CREAMING STUDIES →

TSI: EGYSZERŰ, ERŐS STABILITÁSMÉRÉS

EMULSION – SURFACTANT OPTIMIZATION →

STABILITY MAPPING →

TURBISCAN AGS

ALKALMAZÁSI PÉLDÁK

FAST DETECTION OF SETTLING PARTICLES

SEDIMENTATION

The TURBISCAN technology offers a significantly faster (up to 1,000 times) and more reliable detection of sedimentation compared to visual observation. Furthermore, naked-eye observation makes it difficult to calculate the migration rate and is prone to error and misinterpretation. In contrast, the TURBISCAN technology provides a fast and non-destructive way to detect and quantify sedimentation and particle size over time and can detect even small changes in highly concentrated samples without any dilution or mechanical stress. This makes it ideal for analyzing complex suspensions and formulations, and getting a quicker, reliable, and more accurate answer on sedimentation monitoring.

FAST DETECTION OF DROPLET MIGRATION

CREAMING OF EMULSIONS

When it comes to measuring droplet migration and creaming behavior in emulsion systems, the TURBISCAN technology has several advantages for formulators. On one hand, it provides a fast measurement (up to 1,000 times faster than visual observation) of native samples and a non-destructive way to detect and measure droplet migration. On the other hand, the migration rate can easily be determined and helps the formulator to compare formulas, making it ideal for analyzing complex emulsions with a wide range of droplet sizes and concentrations. Additionally, the TURBISCAN technology provides insights into the mechanisms driving droplet migration, which can be used to improve formulation and processing conditions. Overall, the use of TURBISCAN technology in emulsion analysis leads to faster, more accurate, and more reliable results compared to traditional methods.

TURBISCAN AGS

ALKALMAZÁSI PÉLDÁK

SAVE TIME TO MEASURE PHYSICAL STABILITY

FORMULATION: STABILITY MEASUREMENT AND SHELF-LIFE ESTIMATION

The TURBISCAN has been extensively used to measure the physical stability of formulations and colloidal systems. This technology helps the formulator to save time and precisely rank and quantify the samples' stability in different trials or batches. It applies to native samples, even on very highly concentrated formulations. Not only saving time, the TURBISCAN also provides destabilization speed and metrics as well as robust analytics to make shelf-life predictions. The TURBISCAN technology follows ISO/TR 13097:2013's recommendations and is ideal when it comes to quickly and accurately measuring stability. Stop the guesswork and make decisions based on facts!

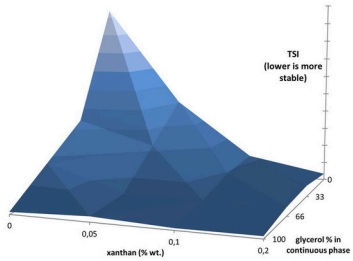

WHAT CAN BE MEASURED CAN ALSO BE IMPROVED

STABILITY MAPPING: EMULSIONS AND SUSPENSIONS

Measuring the stability of emulsions and formulations is traditionally done by visual observations. In addition to being long and tedious, the visual inspection of emulsion destabilization usually ends up with a pass / fail answer. This is suboptimal for fine-tuning the ideal concentration of surfactants or stabilizers to be added to reach the desired shelf-life. The TURBISCAN is a great help in this regard; not only does it save a huge amount of time to detect the destabilization, but it also provides a value based on the instability and ranks different formulas as a function of their shelf-life. It hence produces objective and repeatable data to make a better, greener, and safer product.

Mintakép a szuperabszorbens polimerekről (SAP)

TURBISCAN AGS

ALKALMAZÁSI PÉLDÁK

STABLE PRODUCTS FOR SAFER AND MORE EFFICIENT PHARMACEUTICAL SUSPENSIONS

VACCINE AND PARENTERAL DISPERSIONS

Stability and shelf-life testing are essential for pharmaceutical products and drugs. Destabilization or instabilities in vaccines, parenteral dispersions, or pharmaceutical products can have a major impact on product efficacy, and in some cases, on patient safety. While many techniques are available, the TURBISCAN offers in-situ, non-dilution, and non-destructive measurements to detect destabilization and save time therein. It provides a clear, precise, and objective stability measurement, essential to making fast and right decisions in R&D or quality control. The TURBISCAN has been intensively used to study the stability and redispersion capability of vaccines, as well as of parenteral and injectable dispersions and providing scientists with a deep insight into the dispersion state and its evolution.



HOMOGENOUS SLURRIES FOR HIGHER BATTERY PERFORMANCE

IMPROVING BATTERY EFFICIENCY

There is an exponential demand for energy storage and batteries, either to cover our need for mobility and communication or to match environmental challenges. Lithium-ion batteries are the most widely used technology, and one of the key steps in developing and manufacturing them is the slurry formulation (used on the electrodes), ensuring the final battery quality. This slurry is usually highly concentrated and dark (due to a high concentration of carbon black) and using conventional light scattering techniques for evaluation is challenging or requires an important amount of dilution. The TURBISCAN has been successfully used to monitor the stability of these slurries and helps the formulator to optimize the formulation, test the production, and identify new raw materials.

TURBISCAN AGS

MŰSZAKI ADATOK

Acquisition scan step	40 µm
Automatic sample recognition (bar-code)	igen
CE jelzés	igen
Dimensions	145 x 75 x 85 cm
Szabványok	ISO/TR 13097:2013, ISO/TR 18811:2018, ISO/TS 22107:2021, ISO/TS 21357:2022
Measured size range	10 nm - 1 mm
Wavelength	880 nm
Mérési elv	Static Multiple Light Scattering (SMLS)
Particle size distribution	igen (kiegészítő szoftver szükséges)
Number of Samples	54
Reproducibility / Repeatability on latex standards	+/- 0.05% / 0.05%
Mintakoncentráció	0.0001 - 95% v/v
Minta mennyisége	20 ml
Software	TurbiSoft AGS
Temperature range	RT - 60°C (3 racks) - 90°C on demand
Weight	50 kg

TURBISCAN AGS

LETÖLTÉSEK

TERMÉK ADATLAP TURBISCAN AGS → www.microtrac.com/files/452724/termek-adatlap-turbiscan-ags.pdf

TURBISCAN RANGE → www.microtrac.com/files/423008/turbiscan-range.pdf

TURBISCAN AGS

KAPCSOLATFELVÉTEL

www.microtrac.com/hu/contact-services/general-request/?prefilltext=contact_form.request&product=220

AJÁNLATKÉRÉS

www.microtrac.com/hu/contact-services/quote-request-form/?prefilltext=contact_form.quote_request&product=220

MICROTRAC
a VERDER company

www.microtrac.com/hu/termekek/static-multiple-light-scattering/turbiscan-ags/

© Microtrac – www.microtrac.com / Content may be subject to modifications or corrections